

Environment Department

Juliemma McLoughlin
Executive Director Environment



Email

citypublicrealm@cityoflondon.gov.uk

Our ref Moor Lane

Date 5 November 2021

«Mailing_Address»

Dear Resident / Neighbour

Re: Moor Lane environmental enhancements

The City of London Corporation is seeking your views on our proposal for a greener, biodiverse and environmentally resilient Moor Lane, with consultation running until 31 December 2021.

The proposed design, which can be viewed on the reverse of this letter, follows the principles of a previously approved scheme to create a linear green public space in Moor Lane, whilst taking into consideration feedback to date and the changing needs of the area. It includes:

- Planting beds incorporating rain gardens at the north and south of Moor Lane to help manage surface water run-off.
- Mix of low level and raised planters with permeable paving to provide an attractive community space.
- Raised planters, along a widened footway on the west side of the street.

You can find out more about this proposal and provide your feedback on the City of London website at www.cityoflondon.gov.uk/MoorLaneworks or at one of our on-site workshops / drop-in sessions, that will be held on:

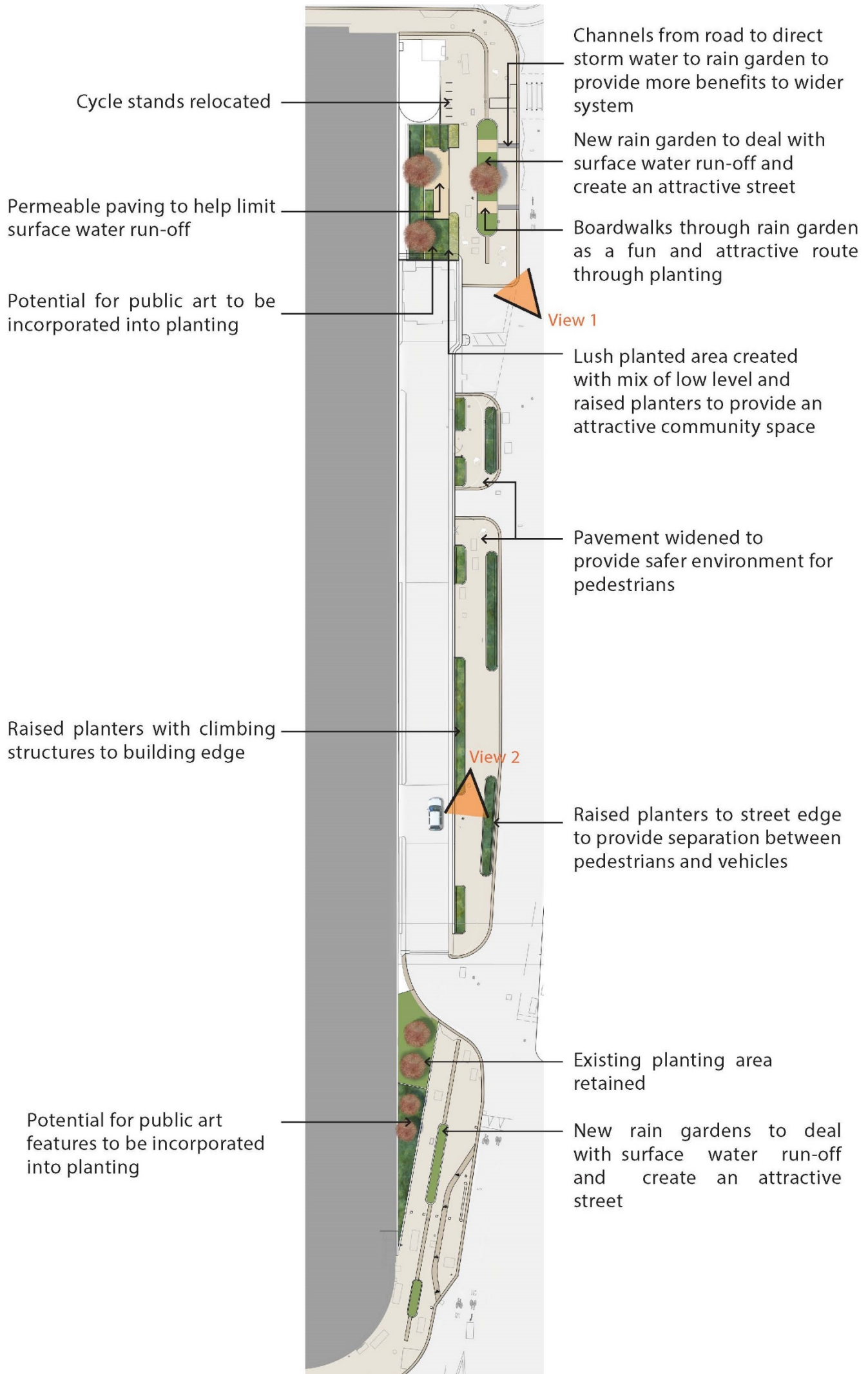
- Wednesday 17 November between 11.30am and 2pm
- Monday 22 November between 3pm – 5.30pm
- Wednesday 24 November between 5.30pm – 8pm


Please email citypublicrealm@cityoflondon.gov.uk or contact me on 020 7332 3925 if you require further information or would like to discuss our proposal in more detail.

We will finalise the designs to reflect comments, before reporting to City of London Committees for decision and notify you about the works programme before starting construction in late summer 2022.

Yours faithfully

Andrea Moravicova
Project Manager, City Public Realm






- ① Rain garden with lush planting and seasonal interest
- ② Channels direct water from road to rain garden
- ③ Raised planters at varying heights with mix of shrub and herbaceous planting for texture and year round interest



Existing view



- ① Raised planters set back from kerb edge 500mm high
- ② Raised planters 800mm high, with climbing structures
- ③ Pavement widened



Existing view